

# SILENCERS

Installation top of window



## SHF

22 • 30 • 45 m<sup>3</sup>/h • Humidity-controlled

FOR INTERNALLY INSULATED WALLS

WALL ATTENUATION : 40 dB

# SHF

SHF silencers are meant to be used either with natural or mechanical ventilation systems. Made entirely of polystyrene, they may be fitted at their fronts with Anjos self-regulating or humidity-controlled air inlets. They meet 40 dB acoustic insulation requirements.



## IMPORTANT



- Guarantees a wall attenuation of 40 dB
- Made of polystyrene
- Fit in all internally insulated walls
- For use with M-G 22, M-G 30, M-G 45 self-regulating air inlets or ISOLA HY humidity-controlled acoustic air inlet

## PRESENTATION

SHF silencers fit into all internally insulated walls above windows frames.

Two methods of easy installation:

- inside internal wall insulation with an adjustment sleeve

- with inspectable and detachable front panel for easy servicing (depending on the location of installation).

In the latter case, the front panels of the SHF may be painted or wallpapered to blend with any interior style.

## INDOORS

### ISOLA HY



ISOLA HY humidity-controlled acoustic air inlet.

L (mm)	H. (mm)	Thk. (mm)
420	45	40

### M 22, 30, 45



M -G 22, 30 or 45 m<sup>3</sup>/h self-regulating air inlets.

L (mm)	H. (mm)	Thk. (mm)
405	20	18

## OUTDOORS


### GAE2A BL



GAE2A BL aluminium grille with white finish  
Anodised aluminium or aluminium with black finish.

L (mm)	H. (mm)	Thk. (mm)
390	28	1

## COMPONENTS



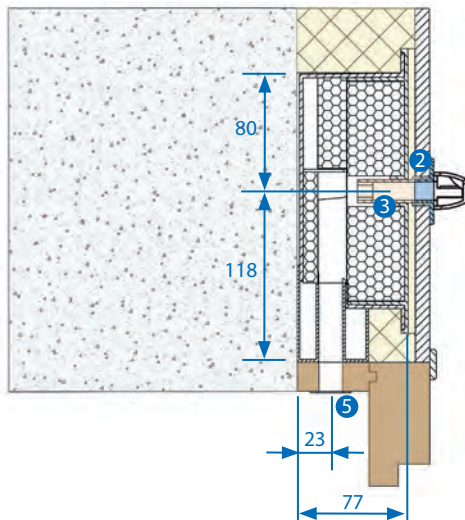
- ① Air inlet
- ② Faceplate\* for assembly with MPR
- ③ MPR plastic adjustment sleeve (L: 50 mm)
- ④ SHF silencer with foam
- ⑤ GAE2A BL aluminium grille (white)

\* Assembly with M-G: faceplate for M  
 Assembly with ISOLA HY: faceplate for ISOLA

## INSTALLATION

### RECESSED MOUNTING

SHF + MPR + faceplate + M-G 30



- ② Faceplate
- ③ MPR
- ⑤ GAE2A BL grille (white)

Fit the silencer above a window before installing the insulation.

Drill a  $354 \times 12$  mm slot into the head jamb. If an MPR sleeve is to be push-fit onto the bottom of the silencer, drill a  $365 \times 20$  mm slot into the head jamb.

Place the silencer onto the head jamb and against the wall. Seal the gap between the bottom of the silencer and the head jamb with a foam gasket or silicone.

Attach the silencer with the two mounting brackets located on the sides.

Install the insulation, making sure to cover the front and side surfaces of the SHF silencer to avoid thermal bridging.

The MPR sleeve inserted through the insulation must extend at least 10 mm inside the silencer. This sleeve makes it possible to use the silencer in insulated plasterboard (80 mm+10 mm to 100 mm+10 mm). Provide a second adjustment sleeve for greater insulation thicknesses.

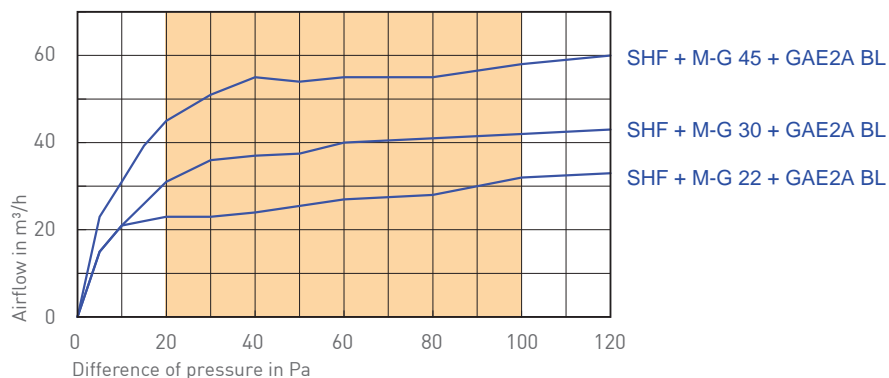
Fit the faceplate and screw the air inlet onto the MPR adjustment sleeve.

Screw the GAE2A BL aluminium grille to the outdoor end.

# CHARACTERISTICS

## AIR FLOW

Characteristics with self-regulating air inlets M.



## ACOUSTIC

Type	Dn,e,w (C)	Dn,e,w (Ctr)
SHF + M 22	49 dB	47 dB
SHF + M 30	49 dB	47 dB
SHF + M 45	48 dB	46 dB
SHF + ISOLA HY	51 dB	48 dB

## TEST REPORTS

CETIAT<sup>®</sup> test report No. 21 14 236/2

\*CEntre Technique des Industries Aérodynamiques et Thermiques

## PRODUCT CODES

Description	Code
SHF silencer	0680
MPR adjustment sleeve (L: 50 mm) + faceplate for M	0668
MPR adjustment sleeve (L: 50 mm) + faceplate for ISOLA	0670
GAE2A BL aluminium grille with white finish	0163
M-G 22 self-regulating air inlet	0122
M-G 30 self-regulating air inlet	0123
M-G 45 self-regulating air inlet	0124
ISOLA HY humidity-controlled air inlet	0690

Description	Code
Kit SHF 30/47 dB, 45/46 dB, HY/48 dB Silencer SHF + 2 MPR L.50 mm + 2 faceplates for M-G + face plate for ISOLA (without air inlet)	0654
SHF 22 kit (22 m <sup>3</sup> /h – 47 dB)	0676
SHF 30 kit (30 m <sup>3</sup> /h – 47 dB)	0677
SHF 45 kit (45 m <sup>3</sup> /h – 46 dB)	0678
SHF HY kit (hum-ctrl – 48 dB)	0679

SHF kit = SHF + EA (M or ISOLA HY) + 2 MPR + faceplate + GAE2A BL + installation instructions (individually packed in cardboard box)